

Scaled data based on original data using
LM-79-08 Approved Method: Electrical and Photometric Measurements of Solid-
State Lighting Products

Test Report Prepared for
Cooper Lighting Solutions
(formerly Eaton)

Brand: McGRAW-EDISON

Report Number: P823388

Luminaire Tested: **TTN-D2-740-U-MQ**

Issue Date: 4/16/2024

Test Information

Test Method: LM-79-08
Report Number: P823388
TEST IS SCALED FROM IESNA LM-79-08 TEST DATA (G2-2312-254-8)
Test Lab: INNOVATION CENTER
Issue Date: 4/16/2024
Manufacturer: COOPER LIGHTING SOLUTIONS (FORMERLY EATON)
Product Line: MCGRAW-EDISON
Catalog Number: TTN-D2-740-U-MQ
Description: TOPTIER NANO LED PARKING GARAGE LUMINAIRE
4000K, 70 CRI LEDS AND MEDIUM DISTRIBUTION
Light Source: -
Ballast/Driver: -

Summary

Lumens per Lamp: N/A
Luminaire Lumens: 5543 lumens
Efficiency: N/A
Efficacy: 130.4 lumens/watt
Luminous Opening: Circular (Dia: 0.71' x H: 0')
IES Classification: Type V - Short
BUG Rating: B2 - U0 - G2

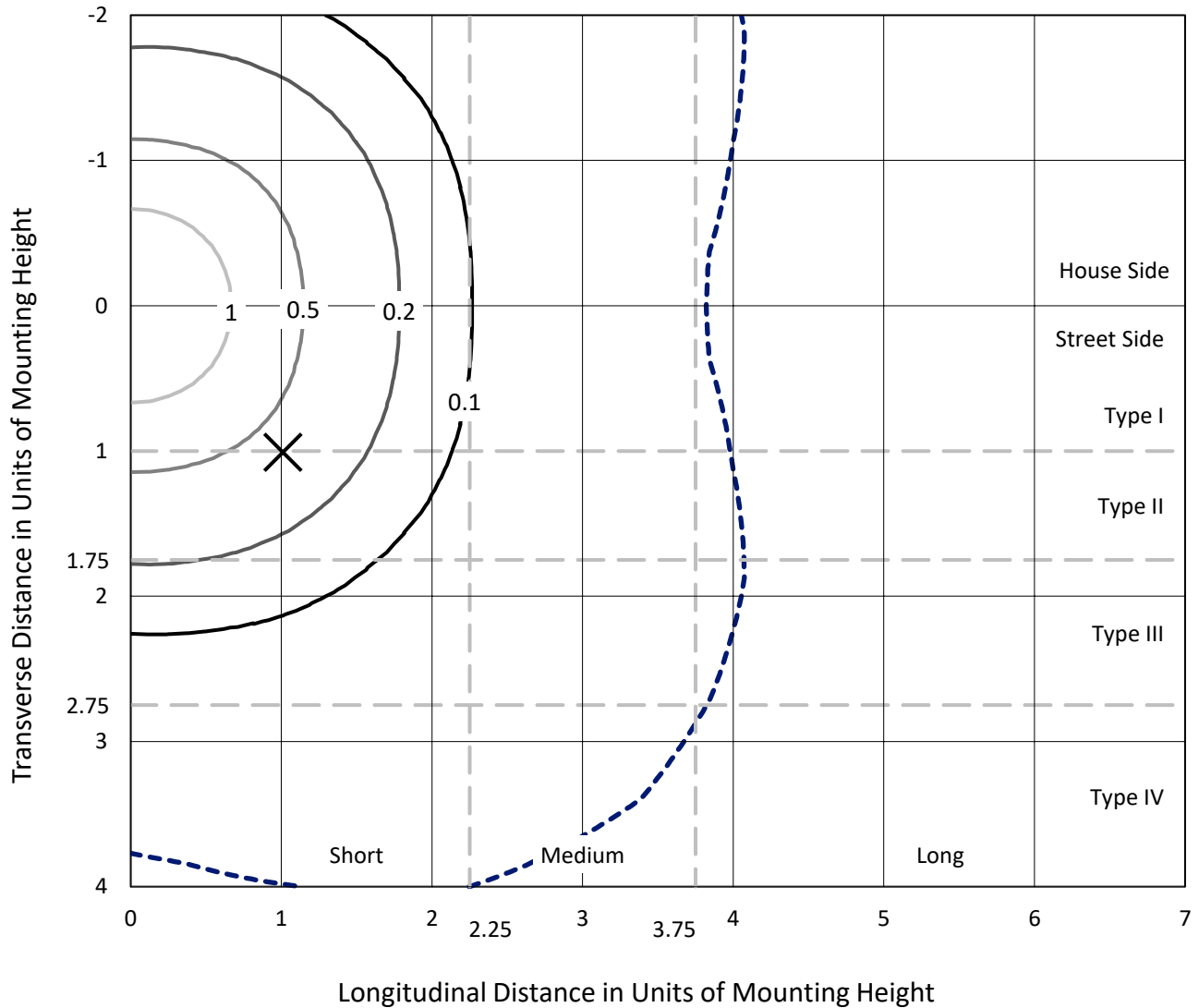
Input Watts (W): 42.5
Input Voltage (V): NR
Input Current (Ain): NR
Voltage Rise (V): NR
Power Factor: NR
Total Harmonic Distortion (THDi): NR
Frequency (hertz): 60
Stabilization Time: NR
Operation Time: NR
Ambient Temperature (°C): NR
Test Distance: 24 FT



REPORT NUMBER: P823388
 CATALOG NUMBER: TTN-D2-740-U-MQ

Iso-Footcandle Lines of Horizontal Illumination

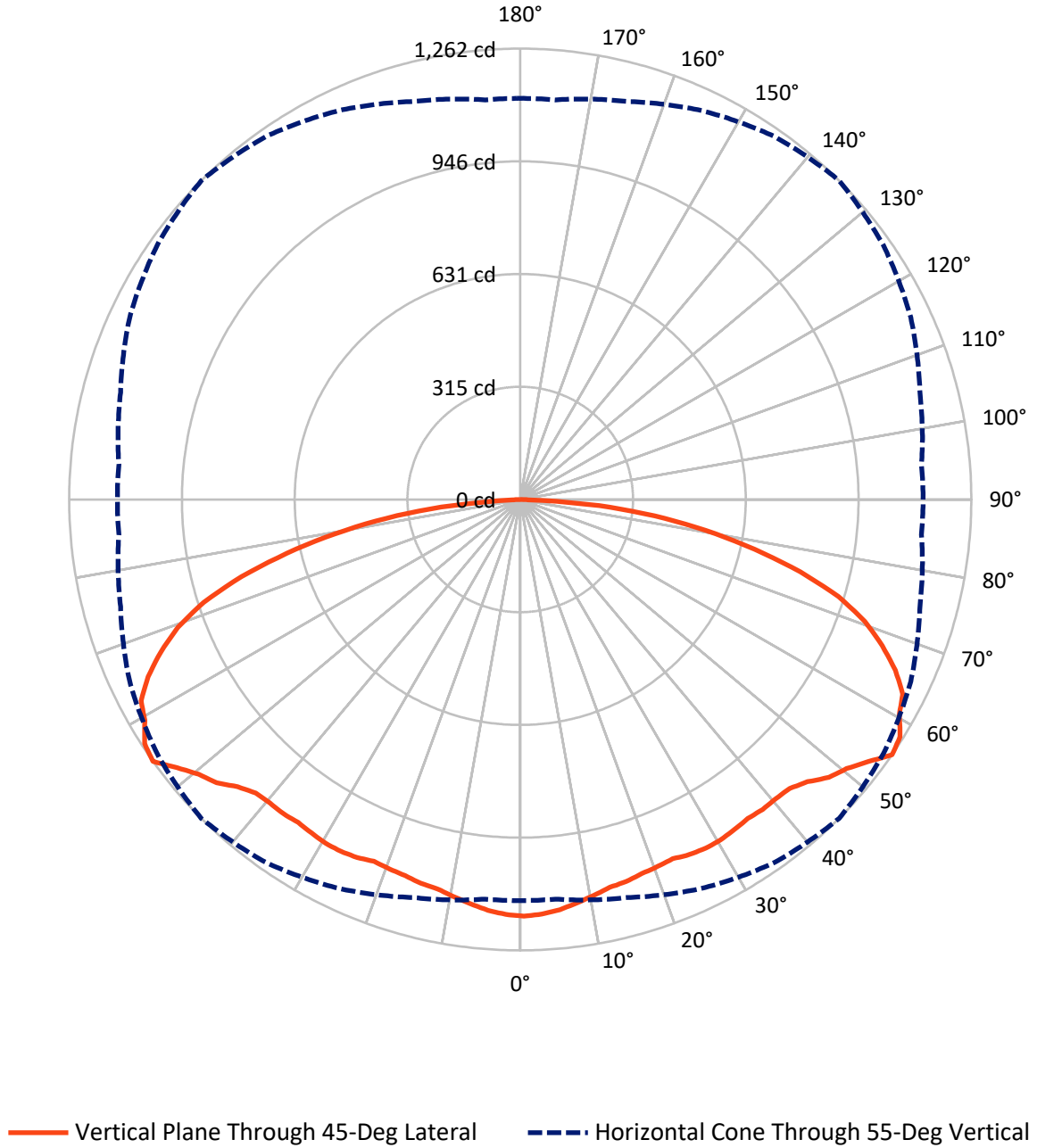
✕ Max cd
 - - - 1/2 Max cd



Based on 25 foot mounting height. Maximum calculated value = 1.9 fc
 Type V - Short - N/A

REPORT NUMBER: P823388
CATALOG NUMBER: TTN-D2-740-U-MQ

Luminous Intensity Polar Plot



REPORT NUMBER: P823388

CATALOG NUMBER: TTN-D2-740-U-MQ

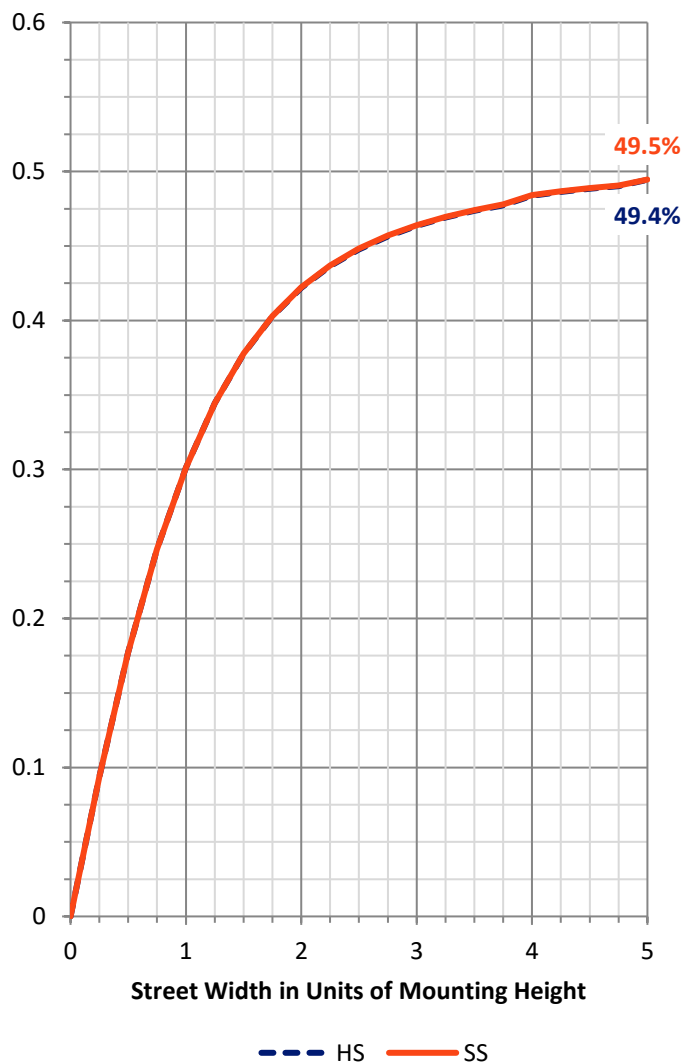
FLUX DISTRIBUTION:

		Downward	Upward	Total
House Side	Lumens	2771.5	0.0	2771.5
	% Fixture	50.0	0.0	50.0
Street Side	Lumens	2771.5	0.0	2771.5
	% Fixture	50.0	0.0	50.0
Total	Lumens	5543.0	0.0	5543.0
	% Fixture	100.0	0.0	100.0

ZONAL LUMENS:

Zone	Lumens	% Fixture
0°-10°	109.2	2.0
10°-20°	313.3	5.7
20°-30°	506.5	9.1
30°-40°	685.3	12.4
40°-50°	858.4	15.5
50°-60°	1052.0	19.0
60°-70°	1054.5	19.0
70°-80°	761.0	13.7
80°-90°	202.9	3.7
90°-100°	0.0	0.0
100°-110°	0.0	0.0
110°-120°	0.0	0.0
120°-130°	0.0	0.0
130°-140°	0.0	0.0
140°-150°	0.0	0.0
150°-160°	0.0	0.0
160°-170°	0.0	0.0
170°-180°	0.0	0.0
0°-90°	5543.0	100.0
0°-180°	5543.0	100.0

Coefficient of Utilization



REPORT NUMBER: P823388

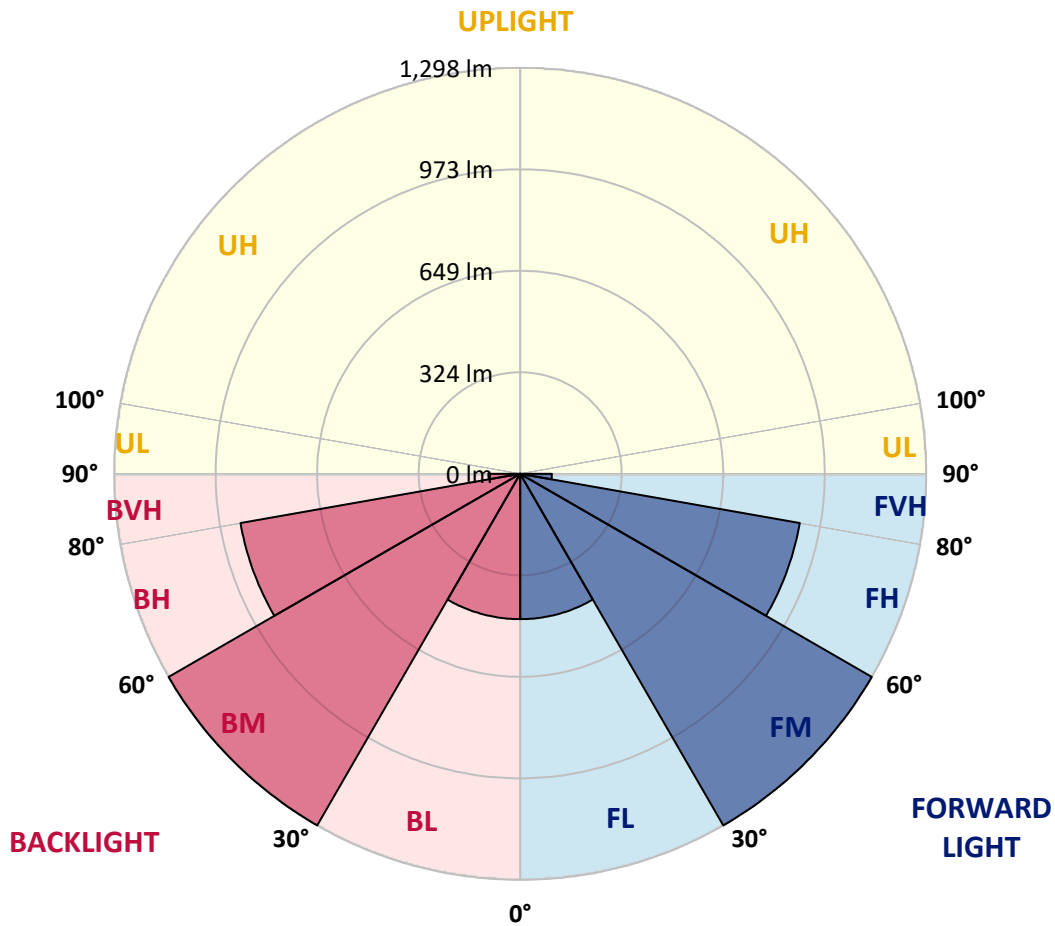
CATALOG NUMBER: TTN-D2-740-U-MQ

LUMINAIRE CLASSIFICATION SYSTEM LUMEN TABLE AND BUG RATING:

Zone	Lumens	% Fixture	Zone Rating/Lumen Limit		
			B	U	G
FL (0°-30°)	464.5	8.4			
FM (30°-60°)	1297.8	23.4			
FH (60°-80°)	907.7	16.4			G1/1800
FVH (80°-90°)	101.5	1.8			G2/225
BL (0°-30°)	464.5	8.4	B1/500		
BM (30°-60°)	1297.8	23.4	B2/2500		
BH (60°-80°)	907.7	16.4	B2/1000		G1/1800
BVH (80°-90°)	101.5	1.8			G2/225
UL (90°-100°)	0.0	0.0		U0/0	
UH (100°-180°)	0.0	0.0		U0/0	

BUG Rating: B2-U0-G2

Type V Short





REPORT NUMBER: P823388

CATALOG NUMBER: TTN-D2-740-U-MQ

CANDELA DISTRIBUTION (FULL):

	0°	5°	15°	25°	35°	45°	55°	65°	75°	85°	90°
0°	1166.2	1166.2	1166.2	1166.2	1166.2	1166.2	1166.2	1166.2	1166.2	1166.2	1166.2
2.5°	1161.9	1161.9	1161.9	1157.5	1161.9	1161.9	1161.9	1161.9	1161.9	1161.9	1161.9
5°	1153.2	1153.2	1153.2	1153.2	1153.2	1153.2	1153.2	1153.2	1153.2	1153.2	1153.2
7.5°	1140.1	1140.1	1140.1	1140.1	1140.1	1140.1	1140.1	1140.1	1140.1	1140.1	1140.1
10°	1122.7	1122.7	1122.7	1122.7	1127.0	1127.0	1127.0	1127.0	1122.7	1122.7	1122.7
12.5°	1109.6	1109.6	1109.6	1114.0	1114.0	1114.0	1114.0	1114.0	1114.0	1114.0	1109.6
15°	1105.3	1105.3	1105.3	1105.3	1109.6	1109.6	1109.6	1109.6	1105.3	1105.3	1105.3
17.5°	1096.6	1096.6	1096.6	1100.9	1100.9	1100.9	1100.9	1100.9	1096.6	1096.6	1096.6
20°	1087.9	1087.9	1092.2	1092.2	1096.6	1096.6	1096.6	1092.2	1092.2	1087.9	1092.2
22.5°	1087.9	1087.9	1087.9	1092.2	1092.2	1092.2	1092.2	1087.9	1087.9	1087.9	1087.9
25°	1087.9	1087.9	1092.2	1096.6	1096.6	1100.9	1096.6	1092.2	1087.9	1087.9	1087.9
27.5°	1092.2	1092.2	1096.6	1100.9	1100.9	1105.3	1100.9	1096.6	1092.2	1092.2	1092.2
30°	1092.2	1092.2	1096.6	1100.9	1100.9	1105.3	1100.9	1096.6	1092.2	1092.2	1092.2
32.5°	1083.5	1087.9	1092.2	1096.6	1100.9	1100.9	1100.9	1096.6	1092.2	1087.9	1087.9
35°	1079.2	1083.5	1087.9	1092.2	1096.6	1096.6	1096.6	1092.2	1087.9	1083.5	1083.5
37.5°	1074.8	1074.8	1083.5	1087.9	1092.2	1100.9	1096.6	1087.9	1083.5	1079.2	1079.2
40°	1070.5	1074.8	1079.2	1087.9	1092.2	1100.9	1096.6	1087.9	1079.2	1074.8	1074.8
42.5°	1070.5	1070.5	1079.2	1087.9	1096.6	1105.3	1100.9	1092.2	1079.2	1074.8	1070.5
45°	1074.8	1079.2	1092.2	1109.6	1118.3	1127.0	1122.7	1109.6	1087.9	1079.2	1074.8
47.5°	1092.2	1096.6	1109.6	1127.0	1148.8	1161.9	1148.8	1127.0	1109.6	1096.6	1092.2
50°	1100.9	1105.3	1127.0	1148.8	1179.3	1183.6	1179.3	1148.8	1127.0	1105.3	1105.3
52.5°	1118.3	1118.3	1144.4	1183.6	1209.7	1218.4	1209.7	1188.0	1144.4	1122.7	1118.3
55°	1122.7	1122.7	1153.2	1201.0	1240.2	1261.9	1240.2	1205.4	1157.5	1127.0	1127.0
57.5°	1096.6	1105.3	1144.4	1192.3	1240.2	1253.2	1240.2	1196.7	1148.8	1109.6	1105.3
60°	1066.1	1079.2	1114.0	1170.6	1205.4	1218.4	1209.7	1170.6	1118.3	1079.2	1074.8
62.5°	1035.7	1053.1	1092.2	1135.7	1188.0	1201.0	1188.0	1135.7	1092.2	1053.1	1035.7
65°	970.4	987.8	1044.4	1096.6	1144.4	1153.2	1148.8	1096.6	1044.4	987.8	979.1
67.5°	905.1	918.2	957.3	1040.0	1079.2	1092.2	1083.5	1035.7	961.7	918.2	913.8
70°	835.5	848.5	883.4	961.7	1000.8	1022.6	1005.2	961.7	883.4	848.5	844.2
72.5°	744.1	761.5	800.7	870.3	909.5	931.2	913.8	870.3	800.7	757.2	748.5
75°	635.3	648.4	696.2	752.8	792.0	809.4	796.3	757.2	696.2	648.4	644.0
77.5°	517.8	530.9	574.4	631.0	652.7	670.1	657.1	626.6	574.4	530.9	526.5
80°	391.6	404.7	443.9	487.4	509.1	526.5	513.5	483.0	443.9	404.7	400.3
82.5°	256.7	269.8	304.6	339.4	361.2	378.6	365.5	335.1	309.0	269.8	265.4
85°	108.8	121.8	152.3	187.1	204.5	221.9	208.9	182.8	152.3	126.2	121.8
87.5°	8.7	13.1	13.1	17.4	13.1	21.8	13.1	13.1	13.1	13.1	13.1
90°	0.0	0.0	0.0	0.0	0.0	0.0	0.0	0.0	0.0	0.0	0.0

(END OF REPORT)